

FY25 G.I.F.T. Parking Instructions

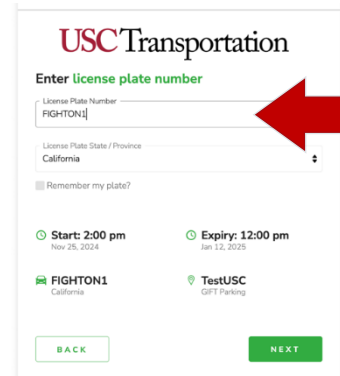
Valid 3/12/25 – 3/24/25 @ UPC – Grand Ave. Structure or HSC – Valley Lot

Only valid in locations specified. Not valid for daily commuting.

Step 1: Click on link for your desired parking location: [HSC Valley Lot](#) OR UPC [Grand Avenue Structure](#)

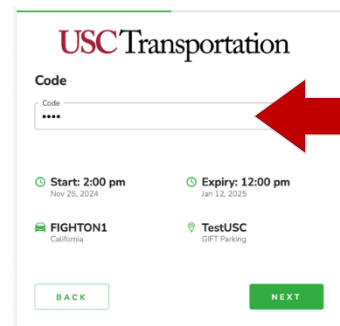
Step 2: Enter your vehicle **License Plate Number** and click **NEXT**

(Please confirm vehicle License plate has been entered correctly before moving forward to next step!)



The screenshot shows the 'USC Transportation' registration interface. The title is 'USC Transportation'. Below it, the instruction 'Enter license plate number' is displayed. A text input field contains 'FIGHTON1'. To the right of this field, a large red arrow points to it. Below the input field, there is a dropdown menu for 'License Plate State / Province' with 'California' selected. A checkbox labeled 'Remember my plate?' is present. Further down, the parking details are shown: 'Start: 2:00 pm' (Nov 25, 2024) and 'Expiry: 12:00 pm' (Jan 12, 2025). Below these, the location is 'FIGHTON1 California' and the event is 'TestUSC GIFT Parking'. At the bottom, there are 'BACK' and 'NEXT' buttons.

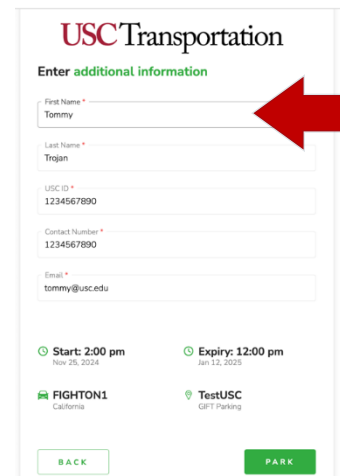
Step 3: Enter Code **SPRG25** and click **NEXT**



The screenshot shows the 'USC Transportation' registration interface. The title is 'USC Transportation'. Below it, the instruction 'Code' is displayed. A text input field contains '****'. To the right of this field, a large red arrow points to it. Below the input field, the parking details are shown: 'Start: 2:00 pm' (Nov 25, 2024) and 'Expiry: 12:00 pm' (Jan 12, 2025). Below these, the location is 'FIGHTON1 California' and the event is 'TestUSC GIFT Parking'. At the bottom, there are 'BACK' and 'NEXT' buttons.

Step 4: Fill in the required **Additional Information Fields** and click on **PARK**

Passes will be automatically timestamped for the duration of the G.I.F.T. program – 2:00pm March 12, 2025 through 2:00pm March 24, 2025.



The screenshot shows the 'USC Transportation' registration interface. The title is 'USC Transportation'. Below it, the instruction 'Enter additional information' is displayed. There are several text input fields: 'First Name *' (Tommy), 'Last Name *' (Trojan), 'USC ID *' (1234567890), 'Contact Number *' (1234567890), and 'Email *' (tommy@usc.edu). To the right of the 'First Name' field, a large red arrow points to it. Below the input fields, the parking details are shown: 'Start: 2:00 pm' (Nov 25, 2024) and 'Expiry: 12:00 pm' (Jan 12, 2025). Below these, the location is 'FIGHTON1 California' and the event is 'TestUSC GIFT Parking'. At the bottom, there are 'BACK' and 'PARK' buttons.

That's it – your registration is now complete!

Your license plate number is your permit (nothing needs to be displayed).

Step 5 (optional, following screen): Enter **email address** and click **SEND** for receipt, if desired.